

This report is a summary of weekly scouting from winegrape and juicegrape vineyards in southwest Michigan. It should be used only as a general guide, because pests vary greatly in their abundance from site to site. Scouting your own vineyards is the best way to know whether pest problems are developing in your farm.

Insect Scouting Information

Grape Berry Moths in Pheromone Traps (One trap per vineyard)


Farm	Variety	4/21	4/28	5/5
Allegan 1	Niagara	0	0	2
Allegan 2	Chardonnay	0	0	1
Van Buren 1	Concord	0	0	0
Van Buren 2	Niagara	0	0	0
Berrien 1	Vignoles	0	0	0
Berrien 2	Concord	0	0	5
Berrien 3	Merlot, etc.	0	0	0
Average		0	0	1

Grape Berry Moth notes:

** Grape berry moth adults have been caught in traps for the first time this year. With the warm weather we should see continued moth emergence.

Grape Flea Beetle Notes:

** Juice grape buds should be past the danger point for the most part. Wine grape buds at Allegan 1 and Berrien 3 are still showing some feeding damage, primarily at the borders. Wine grapes should be watched carefully until the buds are past the danger point (usually when the first leaves begin to unfold). For more flea beetle information click on the title to this section or on the picture to the right.



Flea beetle damage at Berrien 3

Climbing Cutworm Notes:

** Juice grapes are mostly past the damage point for cutworm feeding. Wine grapes should still be watched closely, especially if you've had problems with them in previous years. For more information click on the title to this section or on the picture to the right.



Cutworm-damaged bud (left) and undamaged bud (right)


Current Growth Stages:




Chardonnay-Allegan 2



Merlot-Berrien 3



Vignoles-Berrien 1



Concord-Berrien 2



Niagara-Allegan 1



Niagara-Van Buren 2



Pinot Noir-Berrien 3



Riesling-Berrien 3

[Click here for more growth stage information](#)

Growing Degree Accumulation (Base 50 starting March 1): [Click here for more Information on GDDs](#)

SITE	4/21	4/28	5/5	5/12	5/19	5/26	6/2	6/9	6/16	6/23	6/30	7/7
Fennville	158	162	170									
Hartford	175	180	189									
Gd. Junction	209	217	231									
SWMREC	184	190	200									
Watervliet	196	202	214									